

# KID NATION

## LESSONS



### Objective

LEARNING  
ABOUT  
COLORS

### Intro

Let's make a  
list of colors  
we know!

### Video

COLORS

### Activity

Students  
fill out  
attached  
worksheet  
individually

### Discussion

Regroup and  
discuss the first  
four questions  
together. Then  
have students  
explore the final  
question in pairs.

### Takeaway

COLORS  
CAN BE MIXED  
TOGETHER  
TO MAKE  
NEW COLORS

STUDENT NAME: \_\_\_\_\_

TEACHER: \_\_\_\_\_

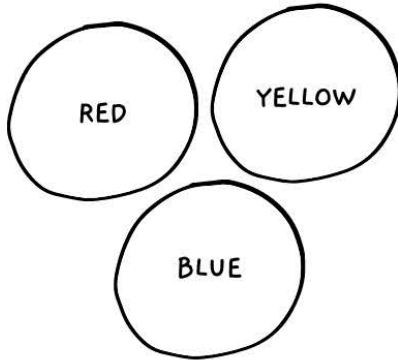
CLASS: \_\_\_\_\_

DATE: \_\_\_\_\_



# MIXING COLORS

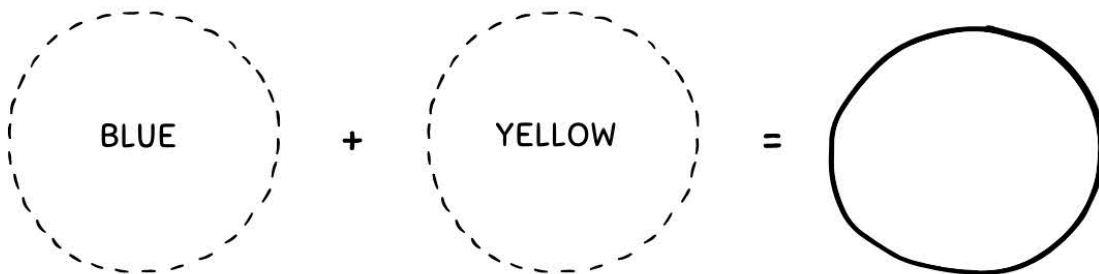
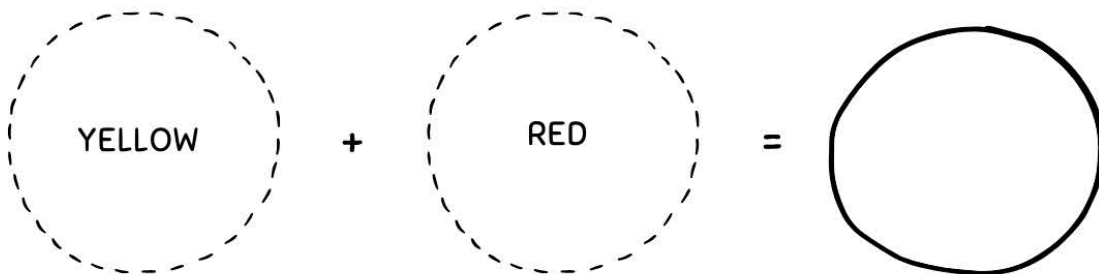
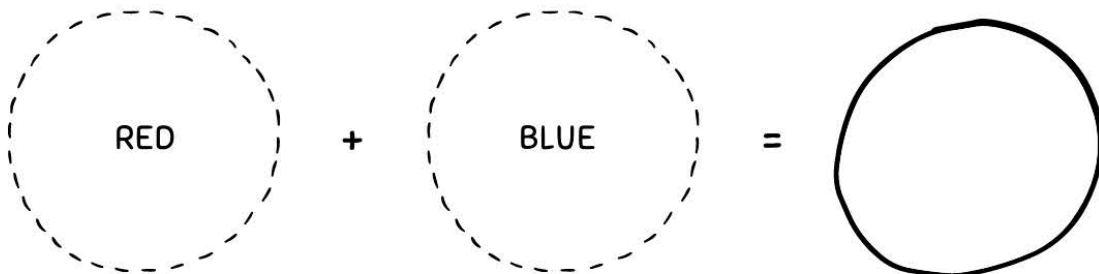
Use your paint to color the shapes!



## THERE ARE 3 PRIMARY COLORS

Mixing them together creates new colors called secondary colors!

Try mixing them with paint and see what colors you get.



# COLORS



## DISCUSSION QUESTIONS

### QUESTION 1

What are the primary colors?

### QUESTION 2

What do we use primary colors for? What do we make with them?

### QUESTION 3

What do we use some colors for? For example, what do we use red for? What do we use green for?

### QUESTION 4

What are the colors in a rainbow?

### LET'S DISCUSS!

Let's discuss! Turn to a classmate or ask a friend. What are some of your favorite colors? Why do you like these colors?